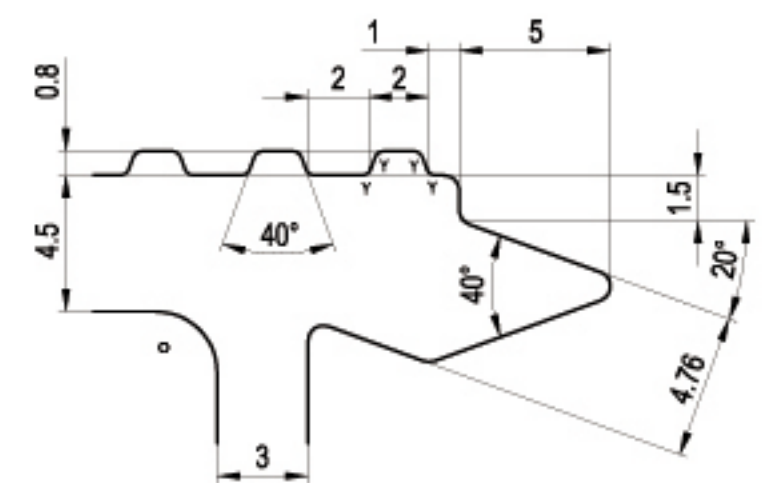
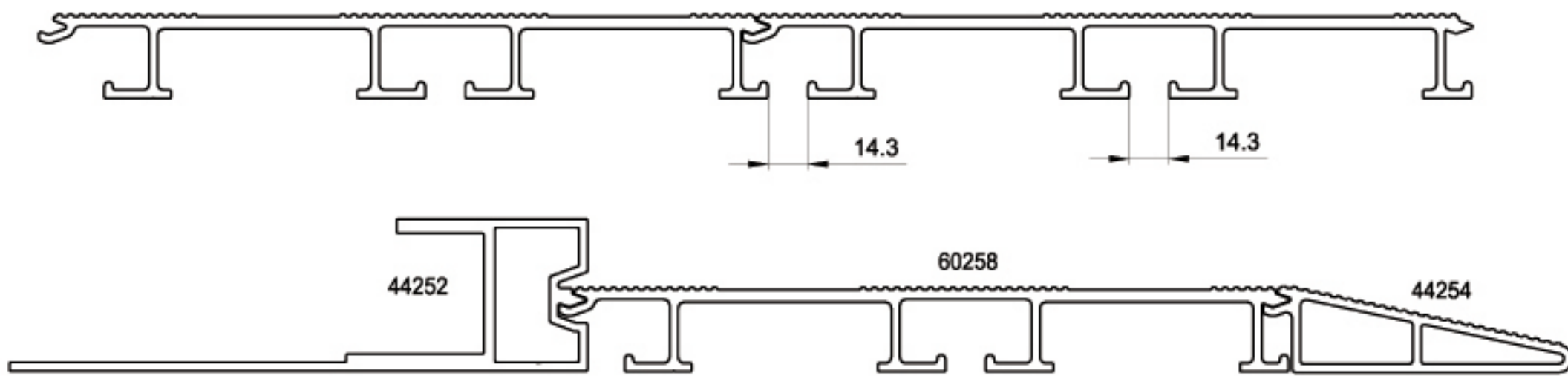
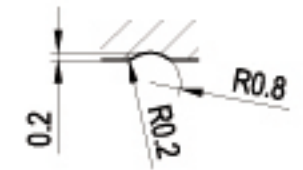
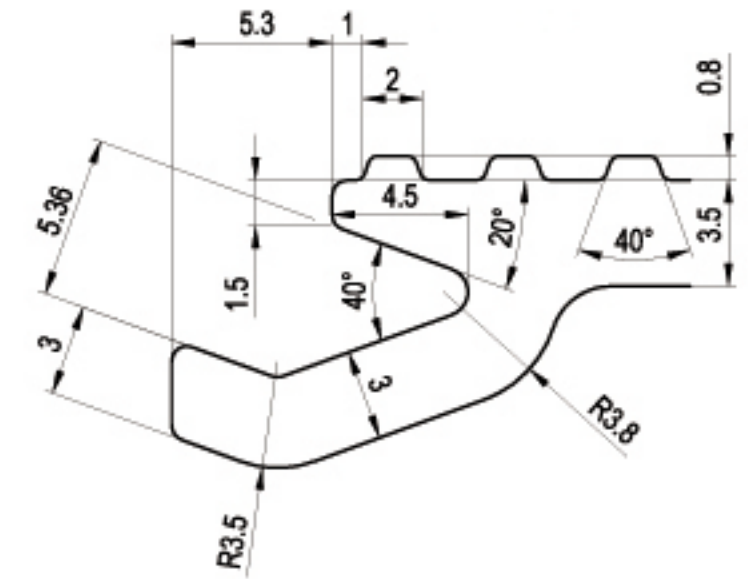
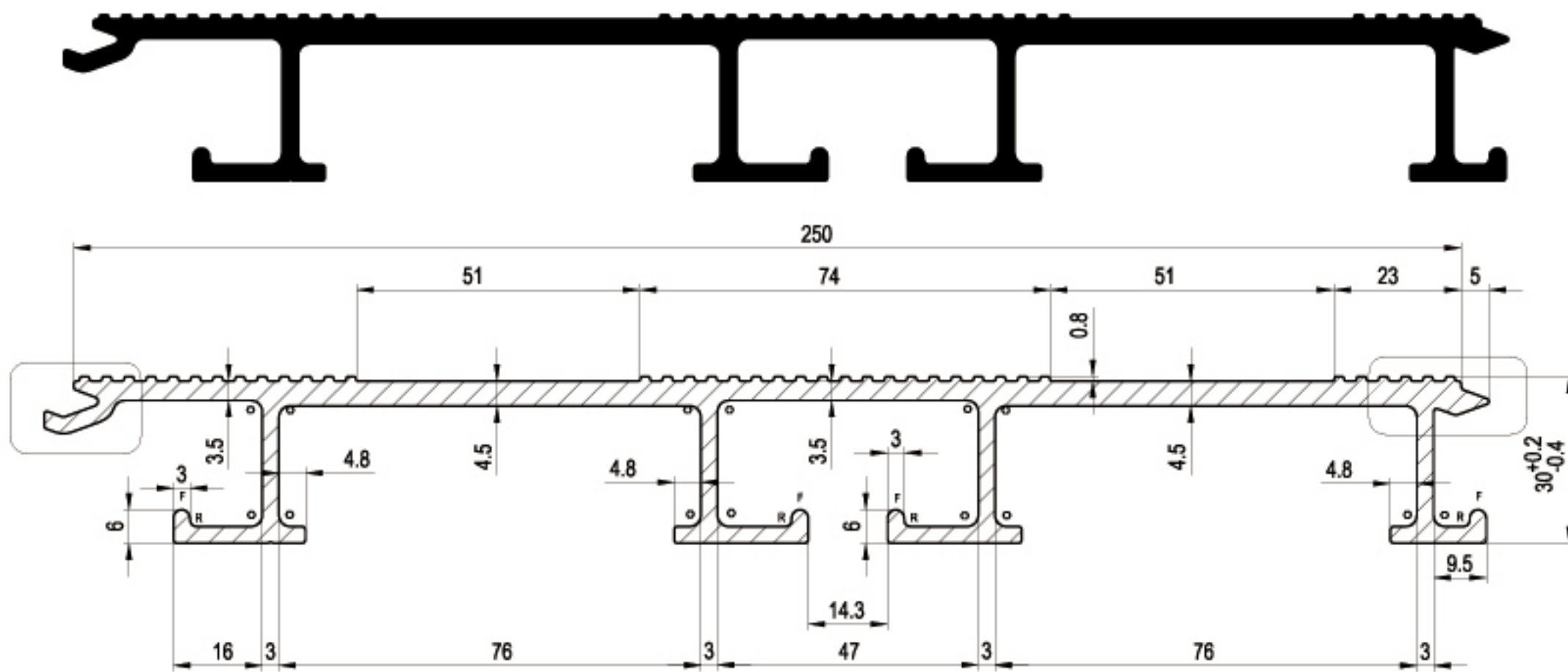


Klient / Customer <b>STAL - MECH</b>		Nr klienta / Customer no. Panel 250	Branża / Trade Transport	Numer profilu Profile number <b>60258</b>
<b>A3</b>	----- Pow. widoczna/Visible surface	Kreślił / Draw <b>W.B.</b>	Promienie (mm) / Radii (mm)	
	———— Pow. lakierowana/Painted surface	Spr. / Checked <b>T.N.</b>	Tolerancja / tolerances	
Zastosowanie / Application Rampy, najazdy		Uwagi / Notes		Data / Date 2025.08.14



c				Prasa / Press	Stop / Alloy	Waga / Weight	Obwód / Perimeter	
b					EN AW 6005A T6	4.652 kg/m	931 mm	
a				S <sub>min</sub>	D <sub>0</sub>	Klasa pow. C Surface classes	GG5 / GWT	
Not	Zmiana / Changed	Data / Date	In./Sign	3	260	Jedn. sprz. Sales unit	kg	
							Skala / Scale	1:1

Wszelkie prawa zastrzeżone. All rights reserved. ©